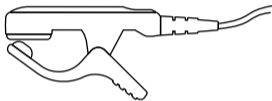


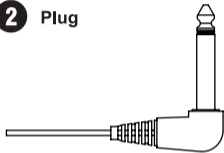
# SEIKO PICK UP MICROPHONE STM30

## INSTRUCTIONS

### 1 Microphone

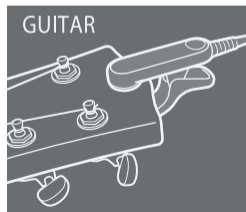
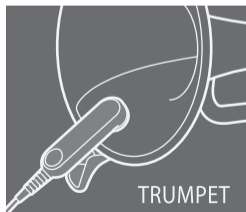
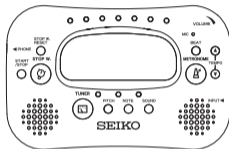


### 2 Plug



Connect to the input jack of the tuner.

### [Tuner]



### FOR SAFE OPERATION



Do not disassemble, attempt to repair or tamper with the microphone.  
A malfunction may result.

Do not drop or hit the microphone against hard surfaces.  
A malfunction or injuries may result.

Do not use the microphone for any other purposes than tuning.  
A malfunction or injuries may result.

### HOW TO USE

- Put the plug **2** of STM30 into the input jack of the tuner.
- Clip STM30 microphone **1** onto the instrument.  
For stringed instruments : Clip STM30 onto the center of the bridge.  
For brass and wood wind instruments : Clip STM30 onto the bell of the instrument.  
For acoustic guitars : Clip STM30 onto the head of the guitar.
- Tune the instrument.  
STM30 directly picks up the vibration of the instrument without being affected by the sound of other instruments or the noise around you.
- After the tuning is completed, be sure to detach STM30 from the instrument.